


MODIFICATIONS

1. UPDATING THE SERVICE MANUAL

All modifications and/or supplements to the Service Manual are published by means of Service Information bulletins.

Each Service Information is numbered:

TVCR 98-01 GB



A Service Information bulletin consists of a front page which, if needed, is followed by supplementary and/or replacement sheets.

Replacement sheets should replace existing sheets in the Service Manual. These sheets are identified by an additional letter after the page number.

Example: Page 5-1a replaces page 5-1 in the Service Manual.

Supplementary sheets should be inserted between existing sheets in the Service Manual. These sheets are identified by an additional figure after the page number.

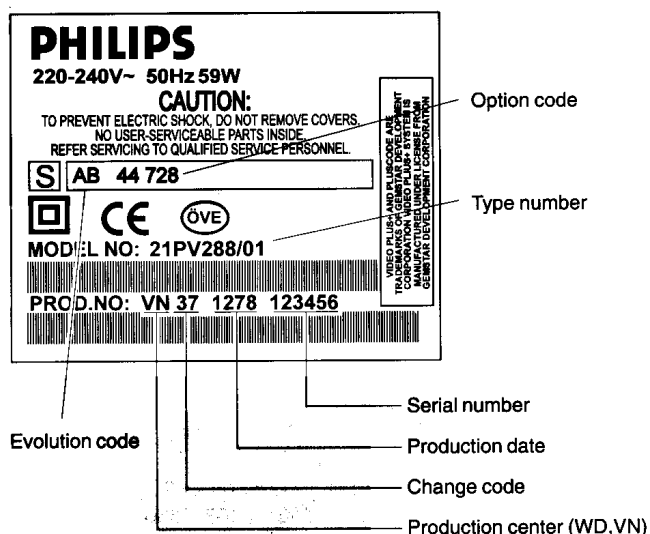
Example: Page 5-1-1 should be inserted after page 5-1.

2. MODIFICATIONS IN THE SET

All important parts of the set (such as the tape deck, the printed circuits and modules) are equipped with a sticker. Those stickers provide a number of important information.

• Type plate

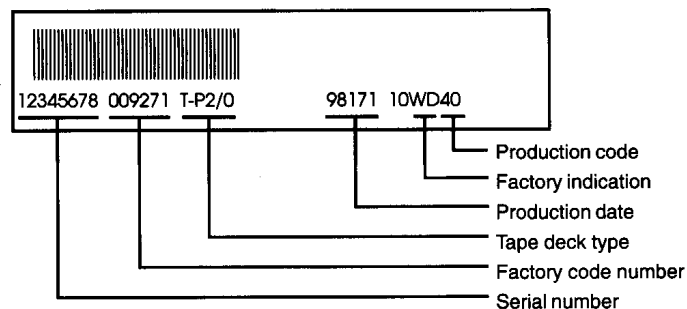
The type plate is located on the back cover.



Note :

- In case of an important change in the set, the production code on the type plate is incremented: E.g. 37 becomes 38.
- In case of a major change in the set, the evolution code is incremented: E.g. AA becomes AB.

• Tape deck



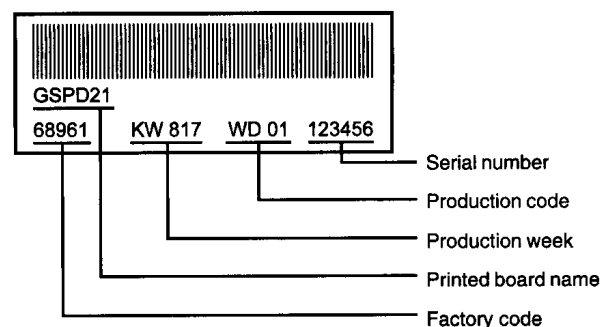
Note :

The production code and the serial number on the tape deck do not correspond to the production code and the serial number on the type plate.

• Printed circuits

The sticker is generally located on the copper side of the board.

Example :



Note :

The production code number might not always be mentioned.

In case of an important modification, the last figure of the factory code number (point number) is increased by one: E.g. 6896.1 becomes 6896.2.